



Creating Microsoft Dynamics® AX 2012 Financial Statements by Using Management Reporter

Management Reporter for Microsoft Dynamics ERP is a powerful Corporate Performance Management (CPM) solution that provides real-time financial reporting to help you achieve greater visibility into the financial status of your organization.

With Management Reporter, you can create boardroom-quality reports without IT assistance; use Microsoft Dynamics AX dimensions to create customized financial statements; and use a centralized report library to provide secure report distribution and storage. Management Reporter works directly with the Microsoft Dynamics AX general ledger, eliminating the need to create a custom connection to your primary data source.



REUSABLE BUILDING BLOCKS

- Slice data multiple ways to get the information you need with reusable Report, Row, Column, and Reporting Tree definitions; and organize your definitions in folders by type, function, category, or user.

NATIVE DIMENSION SUPPORT

- Instantly create reports that use Microsoft Dynamics AX dimensions and members; and make changes without altering existing report definitions.

DRILL-DOWN CAPABILITIES

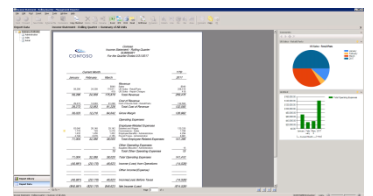
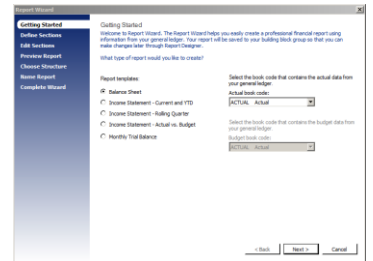
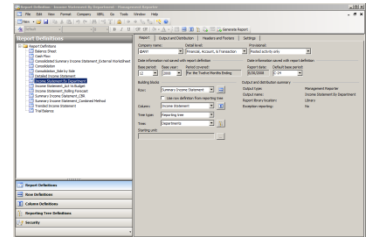
- Generate summary-level reports that provide the capability to drill down to account-level and transaction-level details so that you don't have to generate separate reports. If you need more information on a specific transaction in a report, you can drill from account and budget balances to related information in Microsoft Dynamics AX.

INTERACTIVE REPORT VIEWER

- Use the interactive report viewer to drive decisions from the report data.
- Visualize data by quickly creating a chart based on selected report rows and columns.
- More easily collaborate on reports with Microsoft® Lync™ instant messaging. Select a row and start a conversation from a specific location.

FINANCIAL REPORT COLLABORTATION

- Schedule reports for generation on a periodic basis.
- Publish reports to multiple locations, including Microsoft SharePoint® or any network location.
- Create reports in read-only (.xps) or Microsoft Excel® (.xlsx) format.
- Email reports by using Microsoft SharePoint alerts.



SUMMARY

Get rapid results without IT help:

- Financial professionals, without help from the IT department, can design cost-effective, high-quality reports in minutes to streamline reporting and analysis, and respond quickly to new business opportunities and market trends.
- Requires limited training for financial professionals.

Build custom reports based on Microsoft Dynamics AX 2012 general ledger data:

- Slice general ledger information into rows, columns, or hierarchies and get the actionable information you need. Use robust formatting such as flexible page design and the ability to add company logos.
- Report on general ledger information from other ERP and accounting systems by using Microsoft Excel interoperability.
- Report on multiple Microsoft Dynamics AX companies in a single financial report.
- Dynamically align reporting trees with Microsoft Dynamics AX organizational hierarchies.
- Report on Microsoft Dynamics AX 2012 budget reservations (pre-encumbrances/encumbrances) based upon budget funds available calculation as defined in budget control configuration.

Increase productivity with familiar tools:

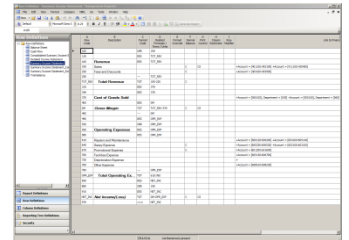
- Get people up and running quickly with a familiar interface based on Microsoft Office.
- Generate reports automatically to monitor performance in real time, close books quickly, and improve decision-making across the organization.
- Drill down from a financial statement to account and transaction detail, then drill further to related transactions in Microsoft Dynamics AX.

Enhance collaboration and sharing:

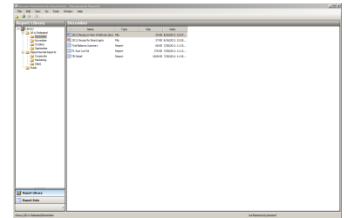
- Improve communication across your organization by distributing reports using multiple formats, distribution techniques, and document bundling to help people access the information they need quickly and conveniently. You can even schedule reports to be generated on a recurring basis.

Help safeguard financial data:

- Tailor security settings for reports so that only people with the appropriate permissions can access sensitive business information.



This screenshot shows a complex financial report interface. It features a multi-column table with various data points, including account numbers, descriptions, and monetary values. The interface includes a navigation pane on the left and a top menu bar.



This screenshot shows a summary financial report interface. It features a table with columns for account numbers, descriptions, and monetary values. The interface includes a navigation pane on the left and a top menu bar.

LEARN MORE ABOUT MANAGEMENT REPORTER

- Subscribe to the Management Reporter blog (<http://blogs.msdn.com/b/dynamicscpm/>).
- Download Microsoft Dynamics AX sample reports on Customer Source (https://mbs.microsoft.com/customersource/documentation/howtodocuments/MSDYN_HowToMRDemoAX2009_en).
- Review this online demo on Partner Source (https://mbs.microsoft.com/partnersource/marketing/marketingcollateral/demos/msdygp2010_mgmtrptdemo.htm?printpage=false&stext=%22Management%20Reporter%22).

Microsoft Dynamics is a line of integrated, adaptable business management solutions that enables you and your people to make business decisions with greater confidence. Microsoft Dynamics works like and with familiar Microsoft software, automating and streamlining financial, customer relationship and supply chain processes in a way that helps you drive business success.

U.S. and Canada Toll Free 1-888-477-7989

Worldwide +1-701-281-6500

www.microsoft.com/dynamics

© 2012 Microsoft Corporation

Microsoft